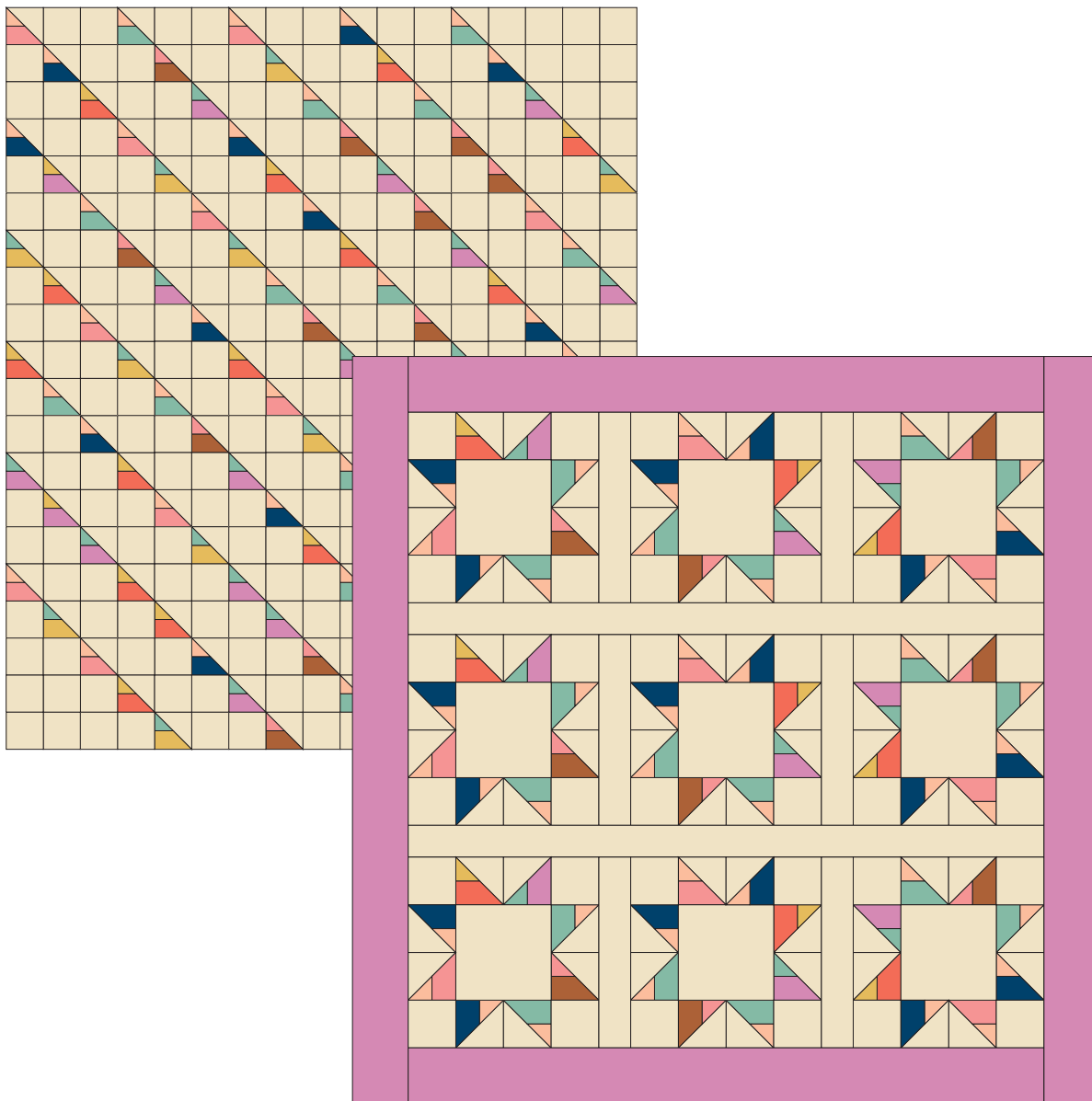


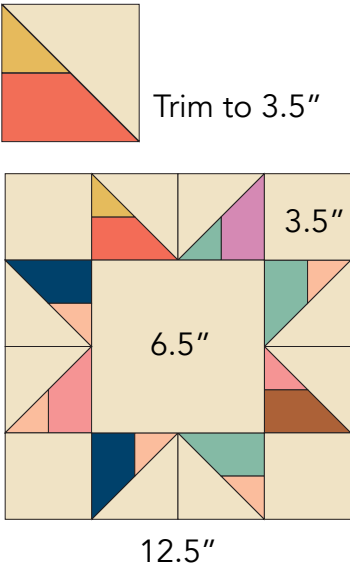


HAPPY STRIPES BONUS PROJECTS

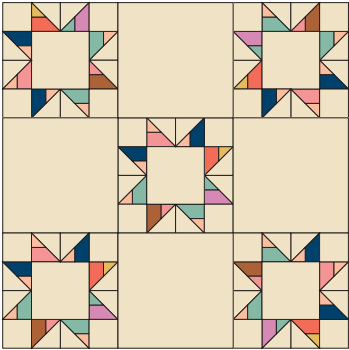


Use the cut off snow ball corners in a bonus project! Sew the cut off corners together to make a half square triangle. Trim to 3.5 inch square.


Sew together sawtooth star blocks or arrange into a small patchwork baby quilt.




HAPPY STRIPES - BONUS STAR QUILT				
	EXTRA 3.5" HSTS	# OF STARS	Cut 3.5" squares	Cut 6.5" star centers
BABY	30	3	12	3
SMALL THROW	42	5	20	5
MEDIUM THROW	56	7	28	7
LARGE THROW	72	9	36	9
TWIN SIZE	88	11	44	11
FULL SIZE	110	13	52	13
QUEEN SIZE	156	19	76	19
KING SIZE	196	24	96	24



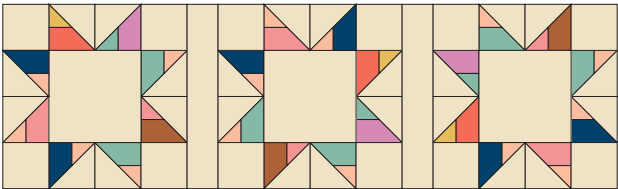
36"x36"
Cut x4 12.5" back-ground squares.
Additional background yardage: 1 1/8 yards



48"x60"
Cut x13 12.5" back-ground squares.
Additional background yardage: 2 1/3 yards



48"x60"
Cut x10 12.5" back-ground squares.
Additional background yardage: 2 1/4 yards



12"x36" table runner
Cut x2 12.5"x 2.5" sashing
Additional background yardage: 3/8 yard

Sashing: Cut 2.5x WOF strips. Cut the smaller 2.5" x 12.5" pieces first. Then sew the remaining strips together to make one long strip. Cut the sashing between rows from this long strip.

Borders: Cut 3.5" x WOF strips. Sew all of the strips together end to end to make one long strip. Cut the border pieces from this long strip.

9 STARS

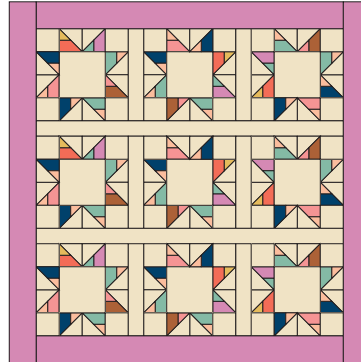
46"x 46"

Sashing: Cut **x6** 2.5" x 12.5" + **x2** 2.5" x 40.5"

Borders: **x2** 3.5" x 40.5" + **x2** 3.5" x 46.5"

Additional background yardage: 1 yard

Border yardage: 1/2 yard



12 STARS

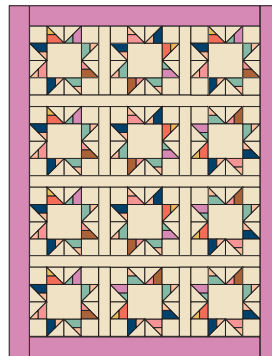
46"x 60"

Sashing: Cut **x8** 2.5" x 12.5" + **x3** 2.5" x 40.5"

Borders: **x2** 3.5" x 40.5" + **x2** 3.5" x 60.5"

Additional background yardage: 1 1/4 yards

Border yardage: 5/8 yard



16 STARS

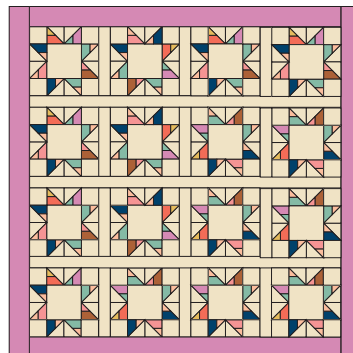
60"x 60"

Sashing: Cut **x12** 2.5" x 12.5" + **x3** 2.5" x 54.5"

Borders: **x2** 3.5" x 54.5" + **x2** 3.5" x 60.5"

Additional background yardage: 1 3/4 yards

Border yardage: 5/8 yard



24 STARS

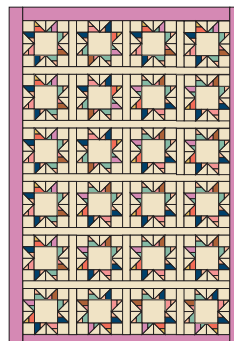
60"x 88"


Sashing: Cut **x18** 2.5" x 12.5" + **x5** 2.5" x 54.5"

Borders: **x2** 3.5" x 54.5" + **x2** 3.5" x 88.5"


Additional background yardage: 2 1/2 yards

Border yardage: 7/8 yard







56 HSTS (from the medium throw size)
 36" x 42"
 Layout: 12 x 14
 Cut **x112** 3.5" background squares
 (1 yard)



72 HSTS (from the large throw size)
 42" x 48"
 Layout: 14 x 16
 Cut **x152** 3.5" background squares
 (1 1/3 yards)



85 HSTS (from the twin size)
 45" x 51"
 Layout: 15 x 17
 Cut **x170** 3.5" background squares
 (1 1/2 yards)



110 HSTS (from the full size)
 51" x 57"
 Layout: 17 x 20
 Cut **x230** 3.5" background squares (2 yards)